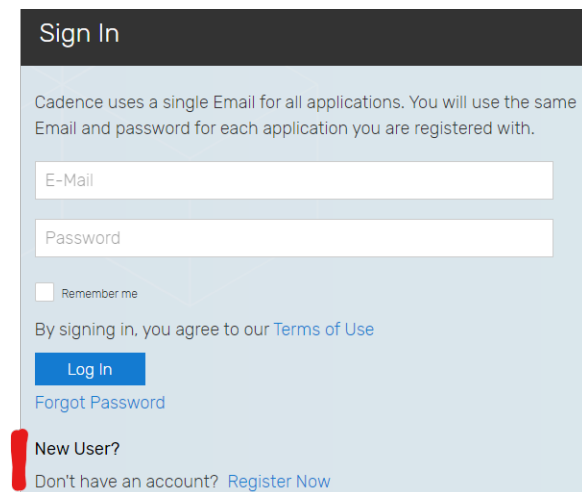


# INSTRUCTIONS FOR EUROPRACTICE REPRESENTATIVE (OR A STAFF OR PHD STUDENT COLLEAGUE) TO ENABLE UNDERGRADUATE'S CADENCE ONLINE SUPPORT ACCOUNT

You will need to be in close contact with the Undergraduate to follow this process through to completion, as information will need to be exchanged between you and the Undergraduate.

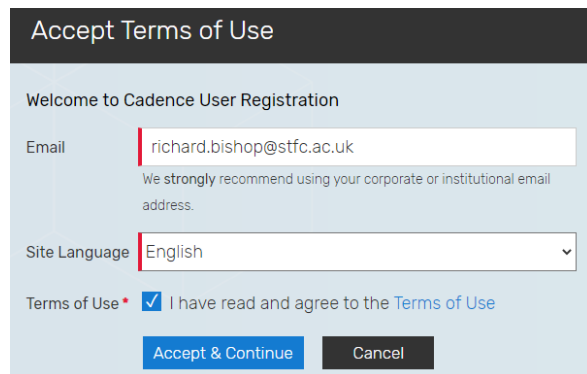
Assuming that the Undergraduate does not already have a support account, you will need to help set one up for them using your current Reference Key. Please do not share the Reference Key with any Undergraduate (the Europractice Representative can share it with staff colleagues and PhD students, and staff colleagues and PhD students can set up their own accounts).

At support.cadence.com please hit "Register Now" next to "New User? Don't have an account?".



The screenshot shows the 'Sign In' page of the Cadence support portal. It features a dark header with the text 'Sign In'. Below the header, a message states: 'Cadence uses a single Email for all applications. You will use the same Email and password for each application you are registered with.' There are two input fields: 'E-Mail' and 'Password'. Below these fields is a checkbox labeled 'Remember me'. A link for 'Terms of Use' is provided. A blue 'Log In' button is present, along with a 'Forgot Password' link. At the bottom, there is a 'New User?' section with a red exclamation mark icon and a 'Register Now' link next to the text 'Don't have an account?'.

Add the Undergraduate's Institute e-mail address (not any personal one) and hit "Accept & Continue" once the Terms of Use box is ticked



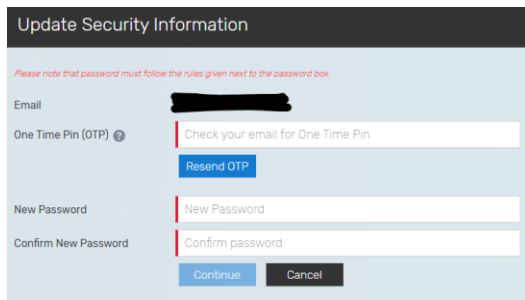
The screenshot shows the 'Accept Terms of Use' page. The header is dark with the text 'Accept Terms of Use'. Below the header, it says 'Welcome to Cadence User Registration'. There is an 'Email' input field containing 'richard.bishop@stfc.ac.uk' with a red vertical bar on the left. A note below the email field states: 'We strongly recommend using your corporate or institutional email address.' There is a 'Site Language' dropdown menu set to 'English'. A 'Terms of Use' section has a checked checkbox and the text 'I have read and agree to the Terms of Use'. At the bottom, there are two buttons: 'Accept & Continue' (blue) and 'Cancel' (black).

At this point, a One Time Pin (OTP) will be e-mailed to the Undergraduate's Institute e-mail address. The Undergraduate will need to e-mail this to you for you to enter this. Please advise the Undergraduate NOT TO CLICK ON "VALIDATE E-MAIL" in the e-mail they received. Instead they should just forward the e-mail containing the OTP to you.

Enter the OTP. You will need to generate and enter a password as per the criteria you will see at support.cadence.com and make note of it, to pass on to the Undergraduate at the end of the process. Chrome auto-generated passwords appear to fit Cadence's criteria.

Once the OTP, password and password confirmation is entered, hit Continue.

# INSTRUCTIONS FOR EURORACTICE REPRESENTATIVE (OR A STAFF OR PHD STUDENT COLLEAGUE) TO ENABLE UNDERGRADUATE'S CADENCE ONLINE SUPPORT ACCOUNT



**Update Security Information**

Please note that password must follow the rules given next to the password box.

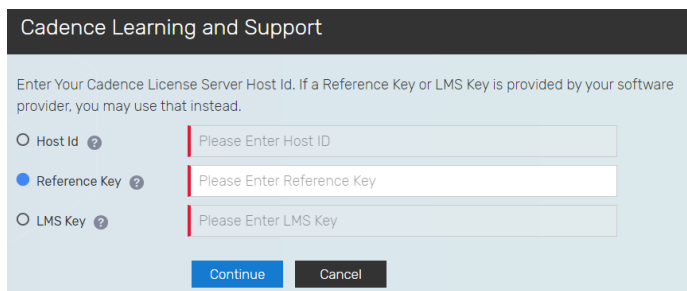
Email: [Redacted]

One Time Pin (OTP) ⓘ: [Check your email for One Time Pin]  
[Resend OTP](#)

New Password: [New Password]

Confirm New Password: [Confirm password]  
[Continue](#) [Cancel](#)

You will then need to add your current Reference Key and hit Continue



**Cadence Learning and Support**

Enter Your Cadence License Server Host Id. If a Reference Key or LMS Key is provided by your software provider, you may use that instead.

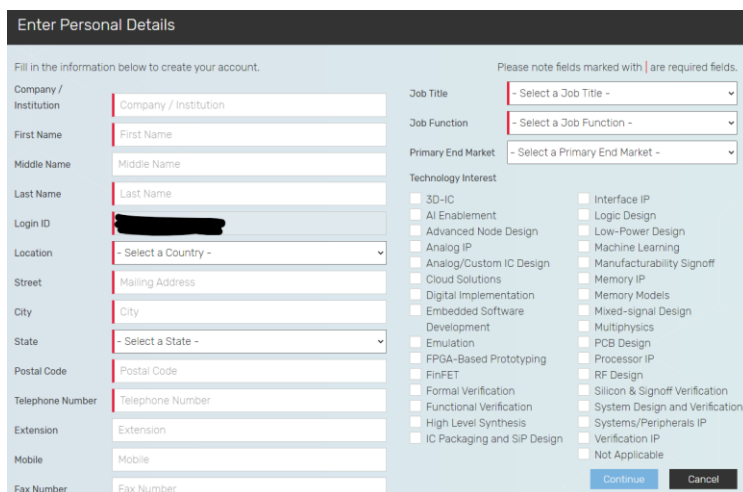
☐ Host Id ⓘ: [Please Enter Host ID]

☒ Reference Key ⓘ: [Please Enter Reference Key]

☐ LMS Key ⓘ: [Please Enter LMS Key]

[Continue](#) [Cancel](#)

You will then need to add the Undergraduate's personal details, and hit Continue



**Enter Personal Details**

Fill in the information below to create your account.

Please note fields marked with \* are required fields.

Company / Institution: [Company / Institution]

First Name: [First Name]

Middle Name: [Middle Name]

Last Name: [Last Name]

Login ID: [Redacted]

Location: [Select a Country -]

Street: [Mailing Address]

City: [City]

State: [Select a State -]

Postal Code: [Postal Code]

Telephone Number: [Telephone Number]

Extension: [Extension]

Mobile: [Mobile]

Fax Number: [Fax Number]

Job Title: [Select a Job Title -]

Job Function: [Select a Job Function -]

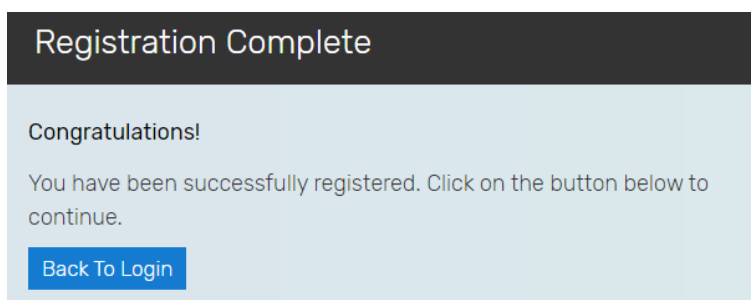
Primary End Market: [Select a Primary End Market -]

Technology Interest:

<input type="checkbox"/> 3D-IC	<input type="checkbox"/> Interface IP
<input type="checkbox"/> AI Enablement	<input type="checkbox"/> Logic Design
<input type="checkbox"/> Advanced Node Design	<input type="checkbox"/> Low-Power Design
<input type="checkbox"/> Analog IP	<input type="checkbox"/> Machine Learning
<input type="checkbox"/> Analog/Custom IC Design	<input type="checkbox"/> Manufacturability Signoff
<input type="checkbox"/> Cloud Solutions	<input type="checkbox"/> Memory IP
<input type="checkbox"/> Digital Implementation	<input type="checkbox"/> Memory Models
<input type="checkbox"/> Embedded Software Development	<input type="checkbox"/> Mixed-signal Design
<input type="checkbox"/> Emulation	<input type="checkbox"/> Multiphysics
<input type="checkbox"/> FPGA-Based Prototyping	<input type="checkbox"/> PCB Design
<input type="checkbox"/> FinFET	<input type="checkbox"/> Processor IP
<input type="checkbox"/> Formal Verification	<input type="checkbox"/> RF Design
<input type="checkbox"/> Functional Verification	<input type="checkbox"/> Silicon & Signoff Verification
<input type="checkbox"/> High Level Synthesis	<input type="checkbox"/> System Design and Verification
<input type="checkbox"/> IC Packaging and SIP Design	<input type="checkbox"/> Systems/Peripherals IP
	<input type="checkbox"/> Verification IP
	<input type="checkbox"/> Not Applicable

[Continue](#) [Cancel](#)

This should complete the process



**Registration Complete**

**Congratulations!**

You have been successfully registered. Click on the button below to continue.

[Back To Login](#)

Finally, forward the password to the Undergraduate

## INSTRUCTIONS FOR EUROPRACTICE REPRESENTATIVE (OR A STAFF OR PHD STUDENT COLLEAGUE) TO ENABLE UNDERGRADUATE'S CADENCE ONLINE SUPPORT ACCOUNT

Please note that the decision not to allow sharing of the Reference Key with Undergraduates is solely Cadence's. Note that in the context of online support accounts, Masters Students are treated by Cadence as Undergraduates. Please also note that the Reference Key is visible in all users Cadence online support account profiles so please ensure that the Undergraduate is told not to share this with anyone, if the Reference Key becomes visible to them in their account.

If you have any problems or comments regarding these procedures then please report them to us  
[MicroelectronicsCentre@stfc.ac.uk](mailto:MicroelectronicsCentre@stfc.ac.uk)